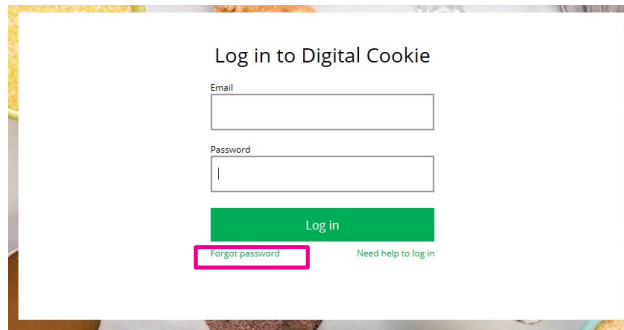


Forgot Password/Reset Password

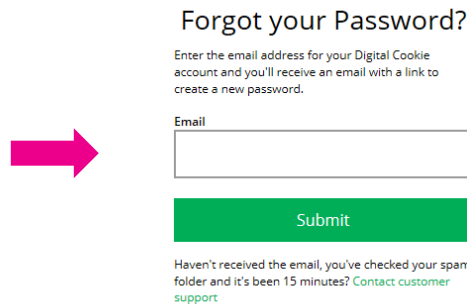
1

Go to digitalcookie.girlscouts.org and click the “Forgot password” link.



2

Enter the email address associated with your Girl Scout’s Digital Cookie™ registration.

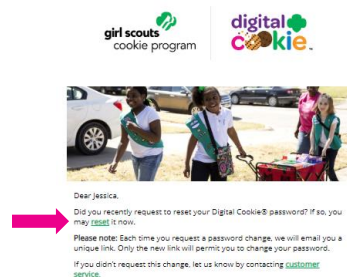


3

You will be sent an email with the subject: “Your Digital Cookie password change” from “Girl Scout Cookies” (email@email.girlscouts.org) in about 15 minutes. Check your junk/spam/promotions if you don’t receive it and be sure to add email@email.girlscouts.org to your “safe sender” list.

Click on the most recent email you received if you have requested multiples.

Open the email and click on the “Reset” link.



4

You will be taken to a page to reset your password.

Enter your new password.

5

If you do not receive an email to reset your password in 15 minutes, return to the login page in step 1 again, click “forgot password” and this time select “Contact Customer Support” to be taken to a customer service form.

6

Select “Password Reset” to be complete information so we can assist you.

NEXT STEPS: [Site Registration](#)
[Site Setup](#)